

Troubleshooting

Problem	ACTIONS:
Blue LED does not light when pressing Test Button	<ul style="list-style-type: none"> - make sure battery is properly installed - make sure battery indicator on SPuck page is green - install new battery, wait 30 seconds and try again
SPuck not communicating with MarCELL unit	<ul style="list-style-type: none"> - make sure MarCELL unit registered and operational - make sure SPuck registered to the correct MarCELL unit - make sure blue LED flashes when pressing Test button - there are too many dense objects in the way. Move MarCELL unit closer to the location of the SPucks.
SPuck not detecting Water	<ul style="list-style-type: none"> - press test button to make sure SPuck is reset - make sure SPuck is on smooth, relatively level surface and that both feet in the pair will come in contact with the water.

For additional help in solving operational issues go to:
www.SensoredLife.com/support

Specifications

Water SPuck™	SPECIFICATIONS
Dimensions	0.75" Tall x 2.40" in diameter
Model Number:	SEN-100-W
Weight	1 ounce
Battery Type	CR2032 Lithium Coin Cell
Battery Life	Typically 5+ years
Operating Range	Up to 200 feet (61 meters)
Wireless Technology	Radio Frequency (RF)
Communication Frequency	917 MHZ
Status Indicator	1 blue LED
Number of Water Detection points	3 pairs of "feet"
Number of reports per detection	1 report communicated to MarCELL
FCC ID:	IC: 5469-SEN100


Sensored Life, LLC
www.sensoredlife.com



Copyright 2016 Sensored Life, LLC

Water SPuck®

Wireless Water Detecting Sensor Puck for use with MarCELL® Cellular System



Congratulations!

The Water SPuck is the easiest and most versatile water-sensing system on the market today. SPucks (short for Sensor Pucks) are small but extremely powerful wireless sensor modules which communicate with the MarCELL cellular-connected home monitoring system (sold separately).

Your Water SPuck:

- detects the presence of water & immediately relays this information wirelessly to your MarCELL device (up to 200 feet away)
- operates for years on a single coin cell battery
- constantly monitors battery life and will report when it is getting low
- is fully self-contained and ready to go to work

Up to 16 SPucks can communicate with one MarCELL. Put one near every toilet, sink, water heater, washer and dishwasher in your house.

Write SPuck ID (Serial Number) Here:

Quick Start Guide

Model: SEN-100-W

Caution: Before registering, locating or using your SPuck for the first time, please read the important legal, safety and operational information in this guide.

FCC 15.21 Warning Statement

Any changes or modifications not expressly approved by the party responsible for compliance could void the user's authority to operate the equipment.

This device contains a Lithium Coin Cell battery and must be recycled or disposed of properly and in accordance with the national collection and recycling schemes operated by your local or regional authority.

For instructional videos on adding a Water SPuck and other topics, visit our website at: www.sensoredlife.com and select Support / Instructional Videos.

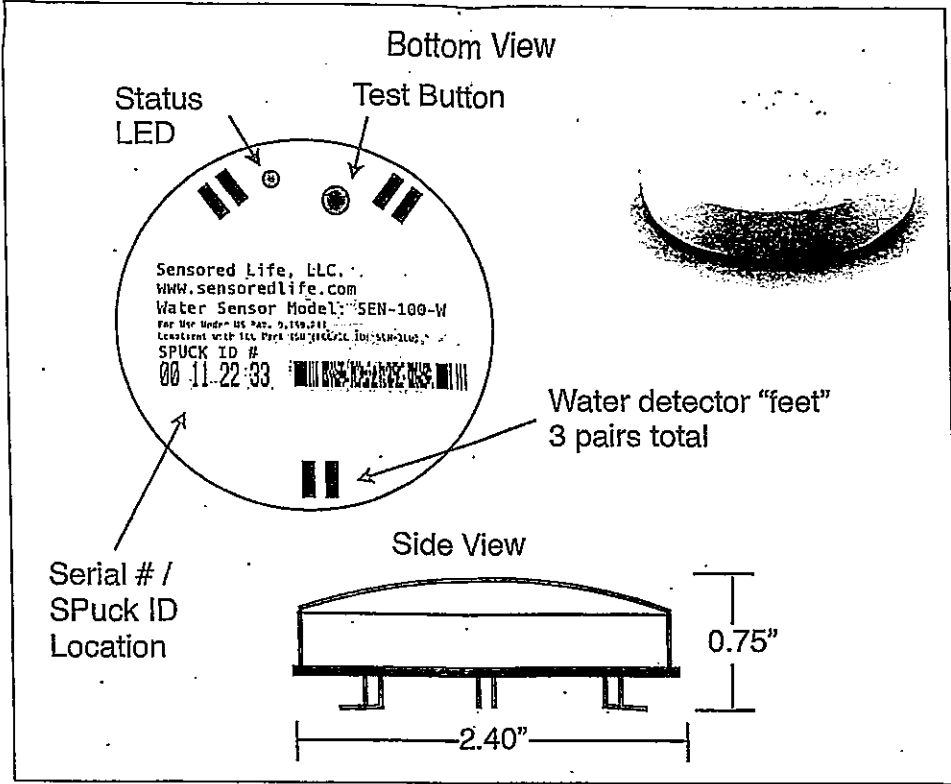
PN: 70002260

LIMITED WARRANTY
 Sensored Life, LLC hereby warrants that it will repair or replace, at its option, any part of the SPuck wireless sensor puck, which proves defective by reason of improper workmanship or material, free of charge for parts and labor, for a period of one year from the date of original purchase by the buyer. This warranty does not apply if, in the sole opinion of Sensored Life, LLC, the SPuck has been intentionally damaged due to misuse, neglect, improper packing, shipping, modification or servicing by other than Sensored Life, LLC, or personnel authorized by Sensored Life, LLC. For information on how to obtain service under this warranty, contact the dealer where your SPuck was purchased, or contact Sensored Life, LLC via our website at www.sensoredlife.com.

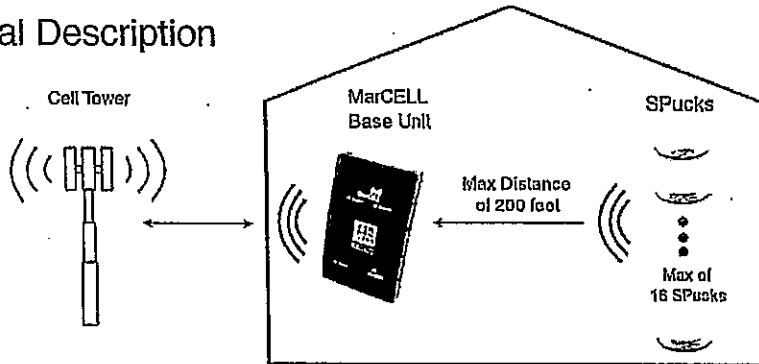
LIABILITY DISCLAIMER STATEMENT
 Sensored Life, LLC, (hereafter known as Sensored Life) makes no warranty, representation, or guarantee regarding the suitability of its products for any particular purpose, nor does Sensored Life assume any liability arising out of the application or use of any product, and specifically disclaims any and all liability, including without limitation, consequential or incidental damages. Sensored Life products are not designed, intended, or authorized for use as components in life support systems, or for any other application in which the failure of the Sensored Life product could create a situation where personal injury or death or significant financial loss may occur.

Should any person or persons purchase or use Sensored Life products for any such unintended or unauthorized application, that person or persons shall indemnify and hold Sensored Life, and its officers, employees, affiliates, and distributors harmless against all claims, costs, damages, expenses, and reasonable attorney fees arising out of, directly or indirectly, any claim of property damage, personal injury, death or financial loss associated with such unintended or unauthorized use, even if such claim alleges that Sensored Life was negligent regarding the design or manufacture of the product in question.

Meet your Water SPuck®



Operational Description



The SEN-100 (SPuck) is a CR3032 coin cell battery powered, remote water sensor for commercial & individual consumer applications that transmits data to the HS-500 (MarCELL) receiver. The SPuck is a transmitter only and is not a receiver. When the presence of water is detected (via the metal contacts on the bottom of the SPuck), the SPuck transmits a signal to the MarCELL. The MarCELL unit then sends a cellular signal to a nearby cell tower which relays it to our servers. Whatever notifications you have set up on the website are then immediately carried out.

Installation

1 START HERE Register Your SPuck

- First make sure that your MarCELL unit is registered, installed and is operating properly. If there are any questions on this step, refer to the MarCELL Quick Start Guide or visit www.sensoredlife.com/support.
- Registering the SPuck connects it to your account and a specific MarCELL unit. To register your SPuck, do the following:
 - Go to www.sensoredlife.com
 - login to your account
 - select "My Devices" then on the dashboard screen select SPucks icon of the MarCELL which you want to link your SPuck to.
 - select "Add SPuck", and follow the instructions on the screen

2 Wait for SPuck info to upload to MarCELL

- After completing the SPuck registration process online, the new SPuck information will be wirelessly sent to your MarCELL unit. You can tell this is happening by watching the "power" LED on the MarCELL which will begin to blink. The process should complete in about 1 minute when the "power" LED turns solid green.
- NOTE: If your MarCELL was not plugged in when registering your SPuck, the new SPuck information will be automatically updated when your MarCELL unit is plugged in.

3 Select a location and test

To ensure that a SPuck can communicate properly with the MarCELL unit, perform the following test first by standing a few feet from the MarCELL unit (to make sure your SPuck is paired properly with your MarCELL) and then from the location where the SPuck will be placed: (Please read this step completely before proceeding).

- Flip SPuck over then press and release the test button. Note that a blue LED will light for a second or two then flash and turn off.
- The SPuck will send a wireless signal to the MarCELL unit. If the MarCELL successfully receives this message, within seconds it will start to blink for 30 seconds. Immediately go to your MarCELL device and check for blinking green/Power LED. You now know that your SPuck is correctly registered and communicating with your MarCELL unit.
- If the MarCELL green / Power LED is not blinking do the following:
 - make sure you completed registration and linking process (steps 1 & 2 above)
 - try moving the MarCELL unit to a different location (closer to the SPuck location and away from large metal structures).
 - repeat the test sequence.

4 Place into service

- Place the SPuck so that the metal "feet" are on a flat surface. If water comes in contact with any pair of the metal feet, The SPuck will send a wireless signal to the MarCELL base unit. When transmitting, the SPuck's LED will flash quickly for about 1 to 2 seconds.

IMPORTANT: Once a Water SPuck unit detects the presence of Water and sends a signal, it will be deactivated to preserve battery life. You must take action to reactive the SPuck to detect water again. To reactivate the unit, simply flip it over, make sure the feet are dry and press and release the test button. If the blue LED blinks, your Water SPuck is now back in service and ready to detect water.